


Jacuzzi J-280

Seating Capacity	6-7 Adults	
Dimensions	91" x 91" x 37" (231 cm x 231 cm x 94 cm); For Complete Dimensions, See page 37	
Dry Weight	813 lbs (369 kg)	
Filled Weight	5,311 lbs (2,409 kg)	
Water Capacity (Spa Volume) ...	539 US gallons (2,041 Liters)	
Water Capacity (Average Fill) ...	400 US gallons (1,514 Liters)	
Electronic Controls	Solid state electronic controls with LED readout, programmable temperature, filtration, and heat cycles	
Pump 1	North America (60 Hz): 2-Speed, 4.5 HP brake, 2.5 HP continuous, 48 Frame Export (50 Hz): 2-Speed, 2.0 HP continuous	
Pump 2	North America (60 Hz): 1-Speed, 4.8 HP brake, 2.5 HP continuous, 48 Frame Export (50 Hz): 1-Speed, 2.0 HP continuous	
Circulation Pump	Yes, 24-hour (Optional, Factory installed)	
Total Jets	44	<div style="border: 1px solid black; padding: 5px; text-align: center;"> Optional factory only installed jets with escutcheons </div>
Seat A	2 DX, 4 DVX	
Seat B	4 DVX	
Seat C	2 DX, 8 DL, 1 DST (sidewall)	
Seat D	4 DL	
Seat E	2 DX, 6 DXL	
Seat F	2 DX, 4 DL, 2 DVX	
Footwell (G)	3 DVX	
Massage Selectors	1	
Air Controls	4	
Water Management System	One 95 ft ² filter cartridge on jets pump 1, optional CD ozone generator ready (Factory installed ozone injector)	
Lighting	Underwater with two colored lenses; optional (factory installed) classic lighting package of 22 perimeter LED lights, 3 waterfall lights and footwell multi-color LED light	
Synthetic Cabinet Colors	Autumn Red, Silverwood, or Roasted Chestnut	
Acrylic Colors	Platinum, Sand, Sahara, Desert Sand, Cobalt, Opal, Silver Pearl, or Graphite	
Headrests	4	
Electrical Requirements:	North America (60 Hz): 240 VAC@40A, 50A or 60A Export (50 Hz): 230-240 VAC@20A, 30A or 40A, or suitably rated circuit breaker to comply with local electrical codes. Certain countries may require dual power inputs; two GFCI RCD breakers are required for this configuration.	
Warranty*	North America (60 Hz): 5 Years Shell, 3 Years Shell Surface, 3 Years for Plumbing Component Leaks, 3 Years Equipment and Controls; 1 Year Cabinets, 1 Year Jets Export (50 Hz): 5 Years Shell, 3 Years Shell Surface, 1 Years Plumbing Component Leaks, 1 Years Equipment and Controls, 1 Year on Cabinet, 1 Year on Jets	
Audio System (Optional)	AM/FM/CD stereo receiver with four speakers	

*(See Warranty Document for Specific Details)

Dimensions/Specifications are Subject to Change Without Notice

Jacuzzi J-280

Massage Selector/Air Control Diagram

Massage Selector 1:
Directs Jet Pump 2 Output Between
Jets B or C


Air Control 4:
Opens/Closes Air Inlet to
Jets C

Air Control 3:
Opens/Closes
Air Inlet to Jets B


Air Control 2:
Opens/Closes
Air Inlet to Jets B

Air Control 1:
Opens/Closes Air Inlet to Jets A

- **Jets A Powered by Jet Pump 1**
- **Jets B and C Powered by Jet Pump 2**



44 Total Jets




Spa Operation Subject to Change without Notice

Seat Depths

A = 28.0" (71.1 cm)	E = 16.0" (40.6 cm)
B = 24.0" (60.6 cm)	F = 25.5" (64.8 cm)
C = 26.5" (67.3 cm)	G = 23.0" (58.4 cm)
D = 24.5" (62.2 cm)	H = 30.0" (76.2 cm)

Listed dimensions represent distance from top of acrylic to lowest point in seat.



Dimensions/Specifications are Subject to Change Without Notice