


# Jacuzzi J-280

<b>Seating Capacity</b> .....	6-7 Adults	
<b>Dimensions</b> .....	91" x 91" x 37" (231 cm x 231 cm x 94 cm); <b>For Complete Dimensions, See page 37</b>	
<b>Dry Weight</b> .....	813 lbs (369 kg)	
<b>Filled Weight</b> .....	5,311 lbs (2,409 kg)	
<b>Water Capacity (Spa Volume)</b> ...	539 US gallons (2,041 Liters)	
<b>Water Capacity (Average Fill)</b> ...	400 US gallons (1,514 Liters)	
<b>Electronic Controls</b> .....	Solid state electronic controls with LED readout, programmable temperature, filtration, and heat cycles	
<b>Pump 1</b> .....	North America (60 Hz): 2-Speed, 4.5 HP brake, 2.5 HP continuous, 48 Frame <b>Export (50 Hz): ..... 2-Speed, 2.0 HP continuous</b>	
<b>Pump 2</b> .....	North America (60 Hz): 1-Speed, 4.8 HP brake, 2.5 HP continuous, 48 Frame <b>Export (50 Hz): ..... 1-Speed, 2.0 HP continuous</b>	
<b>Circulation Pump</b> .....	Yes, 24-hour (Optional, Factory installed)	
<b>Total Jets</b> .....	<b>44</b>	<div style="border: 1px solid black; padding: 5px; text-align: center;"> <b>Optional factory only installed jets with escutcheons</b> </div>
<b>Seat A</b> .....	2 DX, 4 DVX	
<b>Seat B</b> .....	4 DVX	
<b>Seat C</b> .....	2 DX, 8 DL, 1 DST (sidewall)	
<b>Seat D</b> .....	4 DL	
<b>Seat E</b> .....	2 DX, 6 DXL	
<b>Seat F</b> .....	2 DX, 4 DL, 2 DVX	
<b>Footwell (G)</b> .....	3 DVX	
<b>Massage Selectors</b> .....	1	
<b>Air Controls</b> .....	4	
<b>Water Management System</b> .....	One 95 ft <sup>2</sup> filter cartridge on jets pump 1, optional CD ozone generator ready (Factory installed ozone injector)	
<b>Lighting</b> .....	Underwater with two colored lenses; optional (factory installed) classic lighting package of 22 perimeter LED lights, 3 waterfall lights and footwell multi-color LED light	
<b>Synthetic Cabinet Colors</b> .....	Autumn Red, Silverwood, or Roasted Chestnut	
<b>Acrylic Colors</b> .....	Platinum, Sand, Sahara, Desert Sand, Cobalt, Opal, Silver Pearl, or Graphite	
<b>Headrests</b> .....	4	
<b>Electrical Requirements:</b> .....	North America (60 Hz): 240 VAC@40A, 50A or 60A <b>Export (50 Hz): 230-240 VAC@20A, 30A or 40A, or suitably rated circuit breaker to comply with local electrical codes. Certain countries may require dual power inputs; two GFCI RCD breakers are required for this configuration.</b>	
<b>Warranty*</b> .....	North America (60 Hz): 5 Years Shell, 3 Years Shell Surface, 3 Years for Plumbing Component Leaks, 3 Years Equipment and Controls; 1 Year Cabinets, 1 Year Jets <b>Export (50 Hz): 5 Years Shell, 3 Years Shell Surface, 1 Years Plumbing Component Leaks, 1 Years Equipment and Controls, 1 Year on Cabinet, 1 Year on Jets</b>	
<b>Audio System (Optional)</b> .....	AM/FM/CD stereo receiver with four speakers	

\*(See Warranty Document for Specific Details)

Dimensions/Specifications are Subject to Change Without Notice

# Jacuzzi J-280

## Massage Selector/Air Control Diagram

**Massage Selector 1:**  
Directs Jet Pump 2 Output Between  
Jets B or C


**Air Control 4:**  
Opens/Closes Air Inlet to  
Jets C

**Air Control 3:**  
Opens/Closes  
Air Inlet to Jets B


**Air Control 2:**  
Opens/Closes  
Air Inlet to Jets B

**Air Control 1:**  
Opens/Closes Air Inlet to Jets A

- **Jets A Powered by Jet Pump 1**
- **Jets B and C Powered by Jet Pump 2**



### 44 Total Jets




Spa Operation Subject to Change without Notice

## Seat Depths

A = 28.0" (71.1 cm)	E = 16.0" (40.6 cm)
B = 24.0" (60.6 cm)	F = 25.5" (64.8 cm)
C = 26.5" (67.3 cm)	G = 23.0" (58.4 cm)
D = 24.5" (62.2 cm)	H = 30.0" (76.2 cm)

Listed dimensions represent distance from top of acrylic to lowest point in seat.



Dimensions/Specifications are Subject to Change Without Notice